

## Help Line

Australia	+ 1-800-33-11-77
Canada	+ 1-800-665-4339
México	+ 1-800-234-1185
United States	+ 1-800-955-0959

## Fellowes

Australia	+ 61-3-8336-9700
Benelux	+ 31-(0)-76-523-2090
Canada	+ 1-905-475-6320
Deutschland	+ 49-(0)-5131-49770
France	+ 33-(0)-1-30-06-86-80
Italia	+ 39-(0)-71-730041
Japan	+ 81-(0)-3-5496-2401
Korea	+ 82-2-3462-2884
Malaysia	+ 60-(0)-35122-1231
Polska	+ 48-(0)-22-771-47-40
España	+ 34-91-748-05-01
Singapore	+ 65-6221-3811
United Kingdom	+ 44-(0)-1302-836836
United States	+ 1-630-893-1600

**www.fellowes.com**



**C-480/C-480C**

Please read these instructions before use.

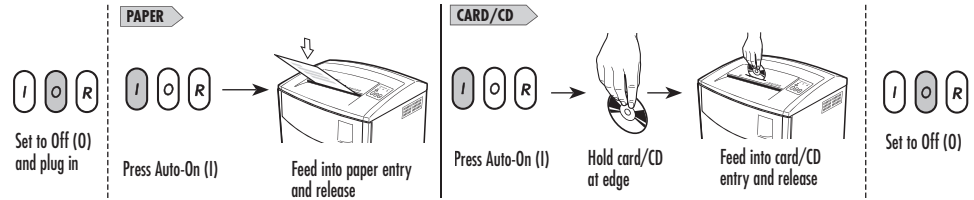
**Fellowes** 1789 Norwood Avenue, Itasca, Illinois 60143-1095 • USA • 630-893-1600

<http://www.fellowes.com>

Australia	Canada	Deutschland	France	Japan	Polska	United Kingdom
Benelux	China	España	Italia	Korea	Singapore	United States

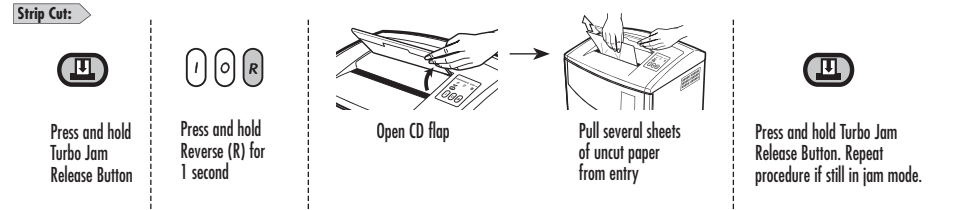
## OPERATION

Shredder comes ready to use. Disconnect power switch must be in ON position to operate shredder. Insert waste bag (Fellowes #3605801) for easy disposal.



## TROUBLESHOOTING

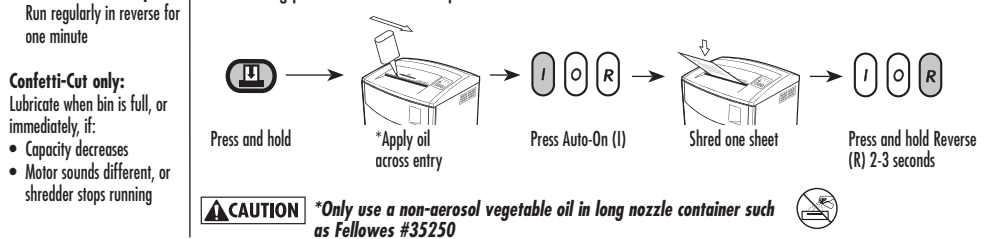
**Paper jam:** Set to Off (O) and empty bin. Replace bin, close door, and follow any or all of the below procedures.



- Indicator lights:**
- Make sure door is tightly closed
  - Paper Jam
  - Remove and empty bin

## MAINTENANCE

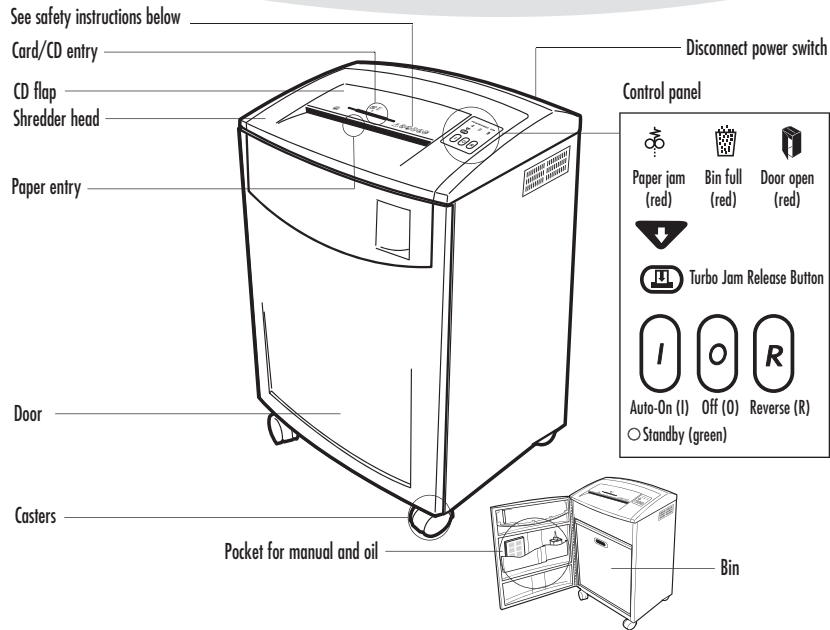
**Confetti-Cut and Strip-Cut:** Follow oiling procedure below and repeat twice.



## WARRANTY

Our promise to you is quite simple. Fellowes shredders are built stronger, engineered to run longer, resist jams and power through large jobs. The Fellowes worry free warranty described below covers the performance of the product, provides for prompt service and support, plus a lifetime cutter warranty. Limited Warranty: Fellowes, Inc. ("Fellowes") warrants the parts of the machine to be free of defects in material and workmanship and provides service and support for 3 years from the date of purchase by the original consumer. Fellowes warrants the cutting blades of the machine to be free from defects in material and workmanship for the lifetime of the shredder. If any part is found to be defective during the warranty period, your sole and exclusive remedy will be

repair or replacement, at Fellowes' option and expense, of the defective part. This warranty does not apply in cases of abuse, mishandling, or unauthorized repair. ANY IMPLIED WARRANTY, INCLUDING THAT OF MERCHANTABILITY OR FITNESS FOR A PARTICULAR PURPOSE, IS HEREBY LIMITED IN DURATION TO THE APPROPRIATE WARRANTY PERIOD SET FORTH ABOVE. In no event shall Fellowes be liable for any consequential or incidental damages attributable to this product. This warranty gives you specific legal rights. The duration, terms, and conditions of this warranty are valid worldwide, except where different limitations, restrictions, or conditions may be required by local law. For more details or to obtain service under this warranty, please contact us or your dealer.



## CAPABILITIES

**Will shred:** Paper, credit cards, CD/DVDs, staples and small paper clips

**Will not shred:** Adhesive labels, transparencies, newspaper, cardboard, large paper clips, laminates or plastic other than noted above

**Paper shred size:**  
Strip-Cut.....7/32" (5.8mm)  
Confetti-Cut.....5/32" x 1-1/8" (3.9 x 30mm)

**Maximum:**  
Sheets per pass (Strip-Cut).....36-38\*  
Sheets per day (Strip-Cut).....20,000  
Sheets per pass (Confetti-Cut).....22-24\*  
Sheets per day (Confetti-Cut).....10,000  
Cards/CDs per pass.....1  
Cards per day.....400  
CDs per day.....10  
Paper width.....16" (400mm)

\*20lbs., 8.5"x11" paper at 120v, 60Hz, 12 Amps; heavier paper, humidity or other than rated voltage may reduce capacity.

## IMPORTANT SAFETY INSTRUCTIONS — Read Before Using!

### WARNING

- Keep away from children and pets. Keep hands away from paper entry. Always set to Off (O) or unplug when not in use.
- Keep foreign objects – gloves, jewelry, clothing, hair, etc. – away from shredder openings. If object enters top opening, switch to Reverse (R) to back out object.

### CAUTION

- Avoid touching exposed blades under Confetti-Cut shredder head.
- Use only designated entry for cards/CDs. Keep finger away from CD hole.

- Never use aerosol, petroleum-based or other flammable products on or near shredder. Do not use canned air on shredder.
- Do not use if damaged or defective. Do not open shredder head. Do not place near or over heat or water source.
- 36-38 (C-480)/22-24 (C-480C) sheets per pass to avoid jams.

- The grounded socket-outlet shall be installed near the equipment and shall be easily accessible.